





How to Use Homeowner Pesticides Safely







SELECT THE PROPER PESTICIDE, IF NEEDED








-  Identify the pest you wish to control. If you can't do this yourself, seek help from your county extension agent or the Clemson University Home and Garden Information Center.
-  Pesticides should be your last defense against pests! If you must use a pesticide, check your information sources thoroughly before selecting the most appropriate chemical.
-  The most important step in selecting any pesticide is to READ THE ENTIRE LABEL! Read and understand the product label thoroughly before you select, buy, mix, apply, store, or dispose of a pesticide.
-  Buy only the amount of pesticide you need. Buy enough for a single application or for the current season. Don't store pesticides past the current season!








PLAN AHEAD FOR SAFE PESTICIDE USE

-  Make sure the label of your chosen pesticide contains the following information that is specific to your pest problem:
 - the site you wish to use the pesticide in or on *apply only to sites listed on the label*
 - the pest you wish to control
 - the equipment you need to apply it with
-  Before opening a pesticide container, read the entire label - understand the signal words, the safety precautions, and know what to do in case of an accidental poisoning or pesticide emergency. If you don't understand the instructions, contact your county extension agent for help.
-  Make sure you have the application equipment and protective clothing specified on the label. Put on all protective clothing before opening and mixing the pesticide!
-  Open, mix, and dilute the pesticide outdoors or in a well-ventilated area!



APPLY PESTICIDES SAFELY


-  Follow all use directions carefully! Use only the amount directed, at the time, and under the conditions specified, and for the purpose(s) listed in the label.
-  You may not purchase or use “Restricted Use Pesticides” unless you are a certified pesticide applicator, licensed by Clemson University Department of Pesticide Regulation. These pesticides are not intended for use by homeowners.
-  Always keep children and pets away from the areas where you mix or apply pesticides. Follow label directions on re-entry to the treated areas.
-  Never apply pesticides outdoors on windy or rainy days.
-  Never eat, drink, or smoke while using pesticides.
-  Remove all objects that might be damaged or contaminated by pesticides from the area(s) to be treated. Don’t replace them, or use the area, until the spray has dried, the dust has settled, or the waiting time specified on the label (REI) has elapsed.
-  When treating food plants and gardens observe the time-to-harvest waiting period on the label. This period varies with the pesticide used and the food plant treated.

PROPERLY STORE AND DISPOSE OF PESTICIDES

-  Store pesticides and other dangerous household chemicals securely so that children, pets, and others who might not understand the label, will not be able to reach them.
-  Do not store pesticides with gasoline, other fuels, or solvents.
-  Do not store pesticides near wells!
-  *Never* put pesticides into food or drink containers. *Never* place pesticides in any container other than the original container or the application equipment.
-  Dispose of waste pesticides and pesticide containers according to the label. Note: In South Carolina you may not burn or bury pesticide containers.

CLEAN UP IMMEDIATELY!

-  If you spill a pesticide, clean it up *immediately* and according to the label directions. Clean it up; don’t merely try to wash it away! Cat litter, sawdust, sand, etc. make good cleanup materials. Properly dispose of cleanup materials! Put in a plastic bag, seal it, and place in the trash.
-  Wash your protective clothing separately from the family laundry.

 **If you cannot, or do not want to, follow these precautions, call a professional pest control company.**

READ AND FOLLOW LABEL DIRECTIONS EXACTLY!
